

# SlimLine 38

Windows



Reynaers  
Aluminium

Windows.  
Doors.  
Façades.

Together for better

[www.reynaers.com](http://www.reynaers.com)



## INTRODUCTION

# Ultra-slim, bright and elegant design

If you are looking for slender high-performance windows that let in lots of natural daylight, you might want to consider **SlimLine 38** by Reynaers Aluminium for your next project.

Perfect for both minimalistic new-builds and renovation projects, the timeless steel look window system blends perfectly with any architectural style and opens your home to incredible views.

Multiple design variants, safety variants such as burglarproof (RC2 / PAS 24) and fireproof, and a wide range of opening types help you create the ideal window solution for your unique building project. What is more, SlimLine 38s low-carbon Cradle To Cradle® certified design matches all your sustainable building needs, today and tomorrow.



## Futureproof and durable product.

As less material is needed to create the slender yet sturdy windows, SlimLine 38s carbon footprint is remarkably low. Moreover, the Cradle To Cradle® certified profiles are 100% recyclable, while the system's high-insulation variants help you meet all of your low-energy building needs. Enjoy excellent thermal performance all year long.

## Slim steel-look design.

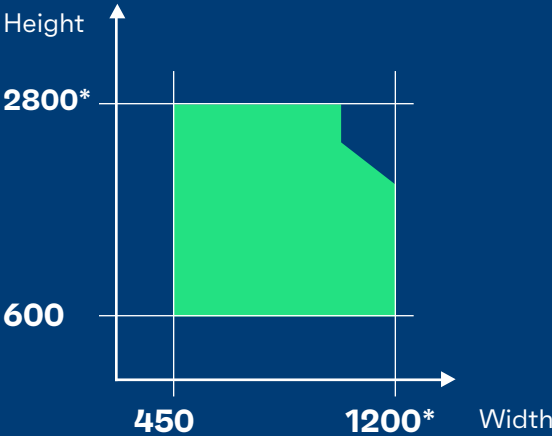
SlimLine 38 windows combine timeless steel-look design with all the benefits of aluminium profiles. Tradition meets modern day technology as the high-performance system offers slim aesthetics and an abundance of natural light. Easily create impressive views with slender opening vents of up to 2.8 metres in height.

## Crisp, high-quality finishing in every detail.

High quality design is most visible in the finest of details. For SlimLine 38, this means all hardware, including hinges and drainage options, is subtly concealed inside the ultraslim profiles. Even burglarproof and fireproof upgrades are available with this refined solution. Moreover, SlimLine 38 is widely available thanks to our vast network of professional partners. Its versatility makes it the perfect solution for all kinds of (renovation) projects, including yours.

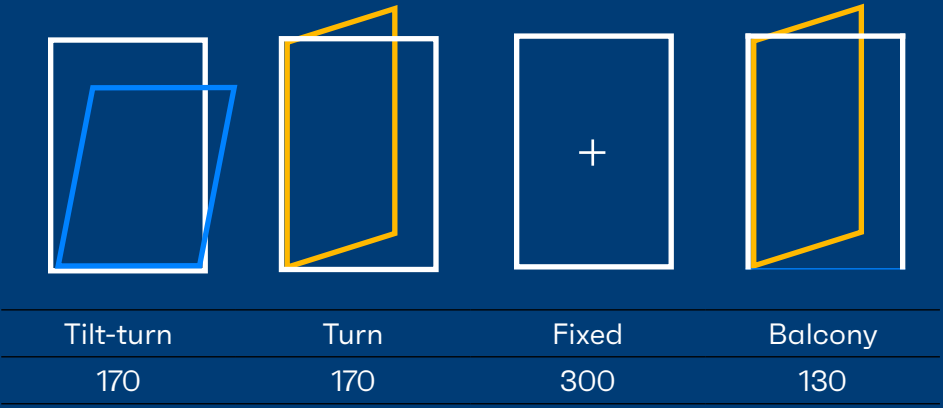
# SlimLine 38 Windows General

## Possible vent sizes (mm)



\*Max dimensions depend on multiple parameters including wind load requirements and glass type choice.

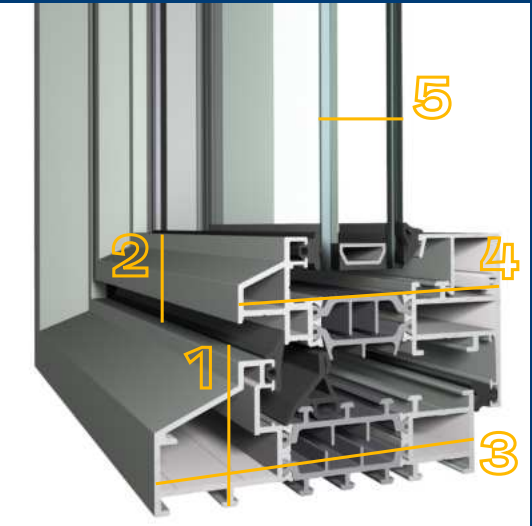
## Max. vent weights (kg)



## Visible dimensions (mm)

Inward opening SlimLine 38 Classic window


1	Min. frame width	33
2	Min. vent width	23
3	Frame depth	99
4	Vent depth	86
5	Glass thickness	Up to 55



# SlimLine 38 Windows Variants

## SlimLine 38 High Insulation (standard)

Thermal value - $U_f$ ( $W/m^2K$ )	Down to 1.9
Acoustic performance ( $R_w$ (C; C <sub>tr</sub> ))	45(-1;-5)
Air tightness	C4 (600 Pa)
Water tightness	9A (600 Pa)
Wind load resistance	C3 (1200 Pa)
Burglarproof	RC2 (EN 1627) / PAS 24



More variants can be found on our website...




# SlimLine 38 Windows Options



## Concealed drainage

Thanks to this concealed drainage solution, you no longer need plastic cover caps to hide drainage holes. As a result, you always enjoy clean lines, minimalistic design, and excellent performance as the water flows away.



## Flyscreen

SlimLine 38 windows can be enhanced with convenient add-on flyscreens. Often overlooked at first, it is one of the most popular options amongst our customers.



## Concealed hinges

The difference often lies in the smallest of details. That is why subtly concealed hinges are the ultimate finishing touch for your windows and doors. With the hardware hidden from sight, you get a clean look both when the system is opened or closed.



## Glass balustrade

Safety can equal beauty. We enhance our windows with this elegant glass barrier to avoid accidents, especially in high-rise buildings. Residents can still let in a fresh breath of air, without any worries.



## Design

You recognise minimalistic SlimLine windows by their elegant and ultraslim look. Whether you choose the system's Classic, Cubic, or Ferro design variant, you always get that steel-look appearance which matches every type of building style. But beautiful design does not mean lack of quality. SlimLine 38 High Insulation windows offer the perfect low-energy upgrade to your project, all while keeping its visible sightlines to a minimum.



Photo: @hereandnowagency

## Sustainability

SlimLine 38 windows are always a responsible choice. The Cradle To Cradle® certified system has a high insulation variant and features ultraslim profiles which require less aluminium to make. As a result, the windows have a lower embodied carbon level than most competitor systems. What is more, aluminium is 100% recyclable, which means you can re-use it an infinite amount of times without loss of quality.

Get in touch

Interested or looking for more in-depth technical information? Contact your Reynaers Aluminium representative for more information or scan the QR code to visit our website.

